



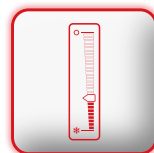
Wi-Fi  
Standard



Energy  
Class



Follow Me



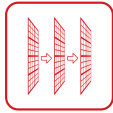
Ultra Silence  
Mode



Ionizer



Hotel Menu




Triple Action Filter



Self Clean



4 Way Air Flow



High Density Air Dust Filter



8°C Heating



Sterilization HEPA Filter



Golden Fin



Low Ambient Cooling



Low Ambient Heating



Sleep Mode



24-hour Timer



Hot Start



1W StandBy



Turbo Mode



Mute Mode

Model		AR4VI32-09WFI/ AR4VO32-09	AR4VI32-12WFI/ AR4VO32-12	AR4VI32-18WFI/ AR4VO32-18	AR4VI32-24WFI/ AR4VO32-24	
Cooling Capacity (Btu/h)		9.000 (3.500-10.900)	12.000 (2.800-14.200)	18.000 (6.300-21.000)	24.000 (8.800-28.800)	
Cooling Capacity (kWatt)		2.64 (1.03-3.19)	3.52 (0.82-4.16)	5.28 (1.85-6.15)	7.03 (2.58-8.44)	
Heating Capacity (Btu/h)		10.000 (3.000-12.500)	13.000 (2.900-16.300)	19.000 (4.700-23.200)	26.000 (5.200-32.200)	
Heating Capacity (kWatt)		2.93 (0.88-3.66)	3.81 (0.85-4.78)	5.57 (1.38-6.80)	7.62 (1.52-9.44)	
Seasonal Efficiency (In accordance to EN14825)	Cooling	Pdesign (kW)	2.6	3.8	5.3	7.2
		Energy Class	A++	A++	A++	A++
		SEER	7.1	6.5	6.4	6.4
		Annual Power Consumption (kWh/year)	128	175	290	394
	Heating (Middle Zone)	Pdesign (kW)	2.6	2.7	3.9	5.1
		Energy Class	A+	A+	A+	A+
		SCOP	4.0	4.1	4.0	4.0
		Annual Power Consumption (kWh/year)	910	922	1.365	1.785
	Heating (Warm Zone)	Pdesign (kW)	3.0	3.3	4.5	6.3
		Energy Class	A+++	A+++	A+++	A+++
		SCOP	5.1	5.1	5.1	5.1
		Annual Power Consumption (kWh/year)	824	906	1.235	1.729
Voltage/Frequency/Phase (V/Hz/Ph)		220-240/50/1	220-240/50/1	220-240/50/1	220-240/50/1	
Current Input (A)	Cooling	3.05 (0.3-5.3)	4.74 (0.2-6.9)	6.7 (0.7-10.3)	10.4 (1.0-14.1)	
	Heating	3.17 (0.6-5.7)	4.47 (0.6-7.4)	6.7 (0.9-11.5)	9.46 (1.4-14.4)	
Power Input (kW)	Cooling	0.70 (0.07-1.23)	1.09 (0.05-1.60)	1.55 (0.12-2.38)	2.40 (0.23-3.35)	
	Heating	0.73 (0.14-1.31)	1.05 (0.13-1.71)	1.50 (0.22-2.43)	2.18 (0.23-3.37)	
Air Flow Volume (Turbo/High/Medium/Low/Silent) (m³/h)		416/309/230	515/459/294	750/501/417	1.020/830/640	
Noise Level [dB(A)]	Indoor Unit (Silent/Low/Medium/High)	20/23/31/39	21/22/32/38	20/28/35/41	26/30/40/46	
	Outdoor Unit	55.5	54	57	60	
Sound Power Level [dB(A)]	Indoor Unit	54	56	58	62	
	Outdoor Unit	59	60	64	66	
Dehumidifying Volume	(L/h)	1.2	1.6	2.0	2.8	
	(L/day)	28.8	38.4	48.0	67.2	
Compressor		ROTARY	ROTARY	ROTARY	ROTARY	
Liquid Line   Gas Line		1/4"   3/8"	1/4"   3/8"	1/4"   1/2"	3/8"   5/8"	
Power Supply Wire Outdoor / Fuses (Noxmm²)/(A)		3x1.5/10	3x1.5/10	3x2.5/16	3x2.5/16	
Signal Wires (Noxmm²)		5x1.5	5x1.5	5x1.5	5x2.5	
Dimensions (WxDxH) (mm)	Indoor Unit	722x187x290	802x189x297	965x215x319	1.080x226x335	
	Outdoor Unit	770x300x555	770x300x555	800x333x554	845x363x702	
Net Weight (kg)		7.3/27.2	8.2/27.0	10.8/37.0	12.9/50.0	
Refrigerant/Charge (g)		R32/700	R32/800	R32/1.250	R32/1.600	
Outdoor Operation Temperature Range (°C)	Cooling	-15~50	-15~50	-15~50	-15~50	
	Heating	-15~30	-15~30	-15~30	-15~30	