



Ionizer



Energy  
Class



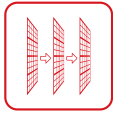

Wi-Fi  
Standard



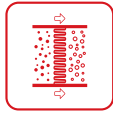
Hotel  
Menu



Golden Fin



Triple Action Filter



Sterilization HEPA Filter



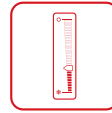
Self Clean



4 Way Air Flow




8°C Heating



Ultra Silence Mode



Follow Me



High Density Air Dust Filter



Low Ambient Cooling



Intelligent Defrosting



Sleep Mode



Temperature Sensor Offset



Hot Start



12 Grades Indoor Fan Speeds



5 Grades Outdoor Fan Speeds



Turbo Mode

Model		SVI32-09WFI/ SVO32-09	SVI32-12WFI/ SVO32-12	SVI32-18WFI/ SVO32-18	SVI32-24WFI/ SVO32-24	
Cooling Capacity (Btu/h)		9.000 (3.100-11.600)	12.000 (3.800-14.200)	18.000 (6.200-20.900)	24.000 (7.100-27.100)	
Cooling Capacity (kWatt)		2.64 (0.91-3.40)	3.52 (1.11-4.16)	5.28 (1.82-6.13)	7.03 (2.08-7.95)	
Heating Capacity (Btu/h)		10.000 (2.800-11.500)	13.000 (3.700-14.400)	19.000 (4.700-23.000)	25.000 (5.500-30.000)	
Heating Capacity (kWatt)		2.93 (0.82-3.37)	3.81 (1.08-4.22)	5.57 (1.38-6.74)	7.33 (1.61-8.79)	
Seasonal Efficiency (In accordance to EN14825)	Cooling	Pdesign (kW)	2.8	3.6	5.2	7.0
		Energy Class	A++	A++	A++	A++
		SEER	6.3	6.1	7.1	6.1
		Annual Power Consumption (kWh/year)	156	211	256	412
	Heating (Middle Zone)	Pdesign (kW)	2.6	2.7	4.1	4.8
		Energy Class	A+	A+	A+	A+
		SCOP	4.0	4.0	4.0	4.0
		Annual Power Consumption (kWh/year)	910	945	1.435	1.697
	Heating (Warm Zone)	Pdesign (kW)	2.6	2.5	4.2	6.4
		Energy Class	A+++	A+++	A+++	A+++
		SCOP	5.1	5.1	5.1	5.1
		Annual Power Consumption (kWh/year)	714	686	1.153	1.757
Voltage/Frequency/Phase (V/Hz/Ph)		220-240/50/1	220-240/50/1	220-240/50/1	220-240/50/1	
Current Input (A)	Cooling	3.18 (0.4-5.4)	5.24 (0.5-6.9)	6.90 (0.6-10.3)	10.20 (0.7-13.3)	
	Heating	3.18 (0.5-5.2)	4.73 (0.4-6.9)	6.40 (0.9-10.5)	10.20 (1.1-13.3)	
Power Input (kW)	Cooling	730 (100-1.240)	1.210 (130-1.580)	1.539 (140-2.360)	2.345 (160-2.960)	
	Heating	730 (120-1.200)	1.090 (100-1.680)	1.480 (200-2.410)	2.035 (260-3.140)	
Air Flow Volume (High/Medium/Low) (m³/h)		466/360/325	540/430/314	840/680/540	980/800/640	
Noise Level [dB(A)]	Indoor Unit (Silent/Low/Medium/High)	21/25/32/38.5	22/25/34.5/40.5	25/30/37/44	28/34.5/42/44.5	
	Outdoor Unit	55.5	56	56	59.9	
Sound Power Level [dB(A)]	Indoor Unit	54	55	55	59	
	Outdoor Unit	62	63	61	67	
Dehumidifying Volume	(L/h)	1.2	1.6	2.0	2.8	
	(L/day)	28.8	38.4	48.0	67.2	
Compressor		ROTARY	ROTARY	ROTARY	ROTARY	
Liquid line   Gas line		1/4"   3/8"	1/4"   3/8"	1/4"   1/2"	3/8"   5/8"	
Power Supply Wire Outdoor / Fuses (Noxmm²)/(A)		3x1.5/10	3x1.5/10	3x2.5/16	3x2.5/16	
Signal Wires (Noxmm²)		5x1.5	5x1.5	5x1.5	5x1.5	
Dimensions (MxBxY) (mm)	Indoor Unit	805x194x285	805x194x285	957x213x302	1.040x220x327	
	Outdoor Unit	720x270x495	720x270x495	800x333x554	845x363x702	
Net Weight (kg)		7.6/23.2	7.6/23.2	9.5/37.8	11.9/48.4	
Refrigerant/Charge (g)		R32/550	R32/550	R32/1.000	R32/1.600	
Outdoor Operation Temperature Range (°C)	Cooling	-15~50	-15~50	-15~50	-15~50	
	Heating	-15~30	-15~30	-15~30	-15~30	