

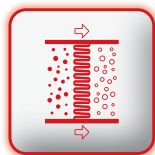


Aria AR5 Air Conditioners

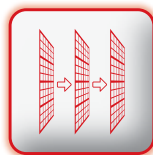
Create a healthy environment filled with a sense of freshness that follows you!



Ionizer



Sterilization
HEPA Filter



Triple
Action Filter



Follow Me



Energy
Class



4-Way
Air Flow



Wi-Fi
Standard



Golden
Fin



Hotel
Menu



Quiet
Operation



Low Temperature
Heating at -15°C



Self
Clean




Central
Control



Remote
On/Off



1W
StandBy



High Density
Air Dust Filter



8°C
Heating



Low Ambient
Cooling at -15°C



Sleep
Mode



24-hour
Timer



Anti-Cold
Air Function

Model		AR5VI-09WFI / AR5VO-09	AR5VI-12WFI / AR5VO-12	AR5VI-18WFI / AR5VO-18	AR5VI-24WFI / AR5VO-24	
Cooling Capacity (Btu/h)		9.000 (3.500-11.000)	12.000 (2.800-14.200)	18.000 (11.570-20.130)	24.000 (7.200-28.000)	
Cooling Capacity (kW)		2.64 (1.03-3.22)	3.52 (0.82-4.16)	5.28 (3.39-5.90)	7.03 (2.11-8.21)	
Heating Capacity (Btu/h)		10.000 (2.800-11.500)	13.000 (2.900-16.300)	19.000 (10.580-19.960)	25.000 (5.300-28.000)	
Heating Capacity (kW)		2.93 (0.82-3.37)	3.81 (0.85-4.78)	5.57 (3.10-5.85)	7.33 (1.55-8.21)	
Seasonal Efficiency (In accordance to EN14825)	Cooling	Pdesign (kW)	2.7	3.5	5.3	7.0
		Energy Class	A++	A++	A++	A++
		SEER	6.9	7.0	7.0	6.5
		Annual Power Consumption (kWh/year)	135	180	265	377
	Heating (Middle Zone)	Pdesign (kW)	2.7	2.9	4.1	4.9
		Energy Class	A+	A+	A+	A+
		SCOP	4.0	4.1	4.0	4.0
		Annual Power Consumption (kWh/year)	945	991	1.435	1.730
	Heating (Warm Zone)	Pdesign (kW)	2.5	2.5	4.5	5.3
		Energy Class	A+++	A+++	A+++	A+++
		SCOP	5.3	5.4	5.1	5.1
		Annual Power Consumption (kWh/year)	661	649	1.308	1.545
Voltage/Frequency/Phase (V/Hz/Ph)		220-240/50/1	220-240/50/1	220-240/50/1	220-240/50/1	
Current Input (A)	Cooling	3.22 (0.35-4.78)	4.96 (0.40-6.90)	6.70 (2.40-9.00)	10.90 (1.80-13.90)	
	Heating	3.40 (0.32-4.32)	4.68 (0.70-7.40)	6.50 (3.40-8.70)	9.30 (1.30-13.50)	
Power Input (kW)	Cooling	0.74 (0.08-1.10)	1.09 (0.10-1.60)	1.55 (0.56-2.05)	2.51 (0.42-3.20)	
	Heating	0.78 (0.07-0.99)	1.05 (0.16-1.71)	1.50 (0.78-2.00)	2.13 (0.30-3.10)	
Air Flow Volume (High/Medium/Low) (m³/h)		416/309/230	584/477/395	730/500/420	1.020/830/640	
Noise Level [dB(A)]	Indoor unit (Silent/Low/Medium/High)	23/26/32/39	23/26/32/39	23/28/33.5/43	25/30.5/41.0/47	
	Outdoor unit	56	56	55.5	60.5	
Sound Power Level [dB(A)]	Indoor unit	56	55	57	63	
	Outdoor unit	63	63	65	67	
Dehumidifying Volume	(L/h)	1.2	1.6	2.0	2.8	
	(L/day)	28.8	38.4	48.0	67.2	
Compressor Type		ROTARY	ROTARY	ROTARY	ROTARY	
Liquid line Gas line		1/4" 3/8"	1/4" 3/8"	1/4" 1/2"	3/8" 5/8"	
Power Supply Wire Outdoor / Fuses (Noxmm²)/(A)		3x1.5/10	3x1.5/10	3x2.5/16	3x2.5/16	
Signal Wires (Noxmm²)		5x1.5	5x1.5	5x1.5	5x2.5	
Dimensions (WxDxH) (mm)	Indoor unit	722x187x290	802x189x297	965x215x319	1.080x226x335	
	Outdoor unit	720x270x495	720x270x495	805x330x554	890x342x673	
Net Weight (kg)	Indoor/Outdoor	7.3/23.2	8.6/23.2	10.9/33.5	13.7/43.9	
Refrigerant/Charge (g)		R32/550	R32/550	R32/1.100	R32/1.450	
Outdoor Operation Temperature Range (°C)	Cooling	-15~50	-15~50	-15~50	-15~50	
	Heating	-15~30	-15~30	-15~30	-15~30	